EMPOWER LIFE

Cohort Report

SAMPLE
ILLUSTRATIVE FIGURES

Sample College · Fall 2026 first-year cohort · 300 students invited · Report date January 15, 2027

HEADLINE

212 of 300

students completed a Life Design and chose a career direction by the end of the first semester. 70.7% of the cohort.

Started a Life Design	**268 · 89.3%**
Completed a Life Design	**231 · 77.0%**
Chose a career direction	**212 · 70.7%**

BEFORE AND AFTER

Matched students who agree. n = 186.

I know which career I am working toward.



I know how much I need to earn to fund my desired life.



CAREER DIRECTION BY INDUSTRY

Students who chose a direction. n = 212. Anonymous.

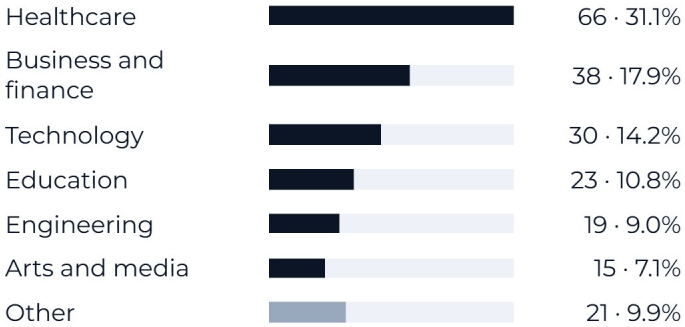

BY FIRST-GENERATION STATUS

Matched students who agree, before and after.

Group	Career direction	Income known
First-generation n = 74	**31% → 66%**	**9% → 79%**
Continuing-generation n = 112	**36% → 69%**	**14% → 82%**

ADVISOR FOLLOW-UP

94
roadmaps shared by students

75.5%
opened by an advisor (71)

2.4
days, average time to first view

YOUR OUTCOME COMPARISON

Measured by your school	Participants	Others
Major declared by spring semester	**41.2%**	27.6%
Enrolled in spring semester	**93.1%**	90.4%

Calculated by your institutional research office from its own records, using the participant list. Empower Life does not collect grades or enrollment records.

Sample. Illustrative figures, not results. Agreement is a rating of 4 or 5 on a 1 to 5 scale, asked the same way before and after. Matched students completed both surveys. Groups under 10 are not shown. This report belongs to your school.